

## ST 3000 Smart Transmitter 3-A Sanitary Flange Mount and Sanitary Remote Seal Models

34-ST-03-26  
7/95

## Specification

STF128	0 to 400 inH <sub>2</sub> O	0 to 1000 mbar
STF924	0 to 400 inH <sub>2</sub> O	0 to 1000 mbar
STF132	0 to 100 psid	0 to 7 barg
STF932	0 to 100 psi	0 to 7 bar
STR12D	0 to 400 inH <sub>2</sub> O	0 to 1000 mbar
STR13D	0 to 100 psid	0 to 7 barg
STR14A	0 to 500 psia	0 to 35 bara
STR14G	0 to 500 psig	0 to 35 barg
STR17G	0 to 3000 psig	0 to 210 barg
STR93D	0 to 100 psid	0 to 7 barg
STR94G	0 to 500 psig	0 to 35 barg

### Function

Honeywell's ST 3000 Flange-Mounted Liquid Level Transmitters (Figure 1) and Absolute, Gauge, or Differential Pressure Transmitters (Figures 2 and 3) with Remote Diaphragm Seals are available in 3-A Sanitary models for use in applications involving sanitary service.

The transmitter's electronics housing is available in Stainless Steel or Aluminum with baked vinyl enamel finish. Standard fill fluids are Silicone Oil and CTFE (Chlorotrifluoroethylene). Neobee M20 fill fluid is optional.

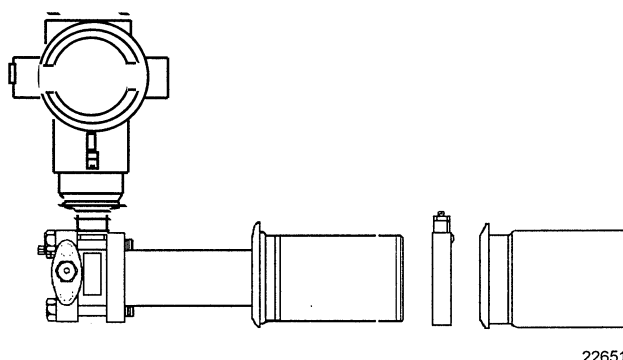


Figure 1—Sanitary Flange-Mounted Liquid Level Transmitter.

Table 1— Standard Specifications Reference

Sanitary Seal Model	Reference Specification Number
STF128	34-ST-03-63
STF132	34-ST-03-63
STF924	34-ST-03-68
STF932	34-ST-03-68
STR12D	34-ST-03-56
STR13D	34-ST-03-56
STR14A	34-ST-03-56
STR14G	34-ST-03-56
STR17G	34-ST-03-56
STR93D	34-ST-03-57
STR94G	34-ST-03-57

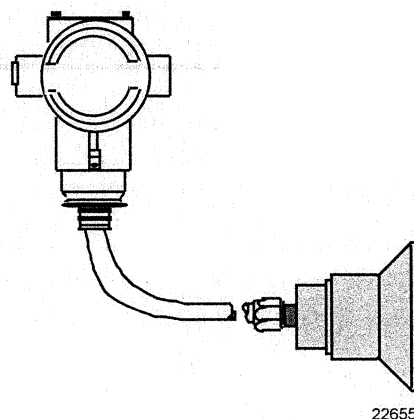


Figure 2—STRXXG Gauge Pressure Transmitter with sanitary quick connect remote seal.

**3-A Sanitary Flange-Mounted Liquid Level Transmitters (Figure 1)—**  
Models STF128, STF132, STF924, and STF932

These models are designed for mounting on tank spuds with a 2- or 6-inch extension using a Ladish 4-inch Tri-Clamp.

**Accessories**

30749367-001	2" tank spud
30749367-002	6" tank spud
30749377-001	4" Tri-Clover Tri-Clamp
30749372-501	O-rings (kit of 6)

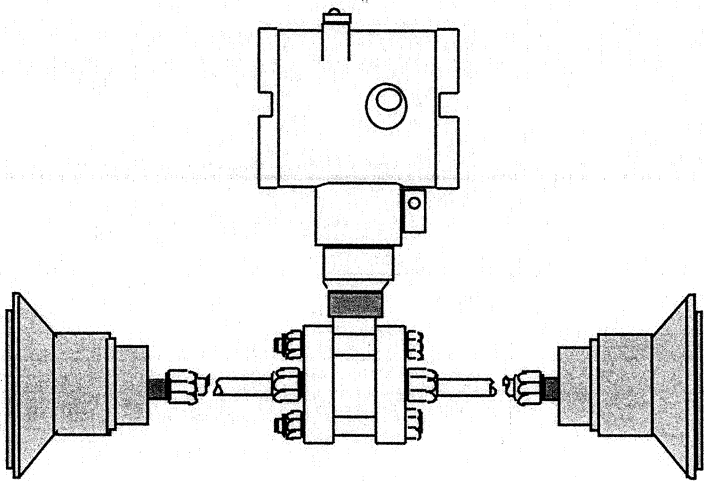
The reference side head gasket is Teflon and all other transmitter materials are 316 Stainless Steel. See Figure 5 for typical transmitter dimensions.

When ordering, be sure to specify a tank spud extension length of 2 or 6 inches.

**3-A Sanitary Remote Seal Models with Gauge (Figure 2), Absolute, or Differential (Figure 3) Pressure Transmitters—**  
Models STR12D, STR13D, STR14A, STR14G, STR17G, STR93D, and STR94G

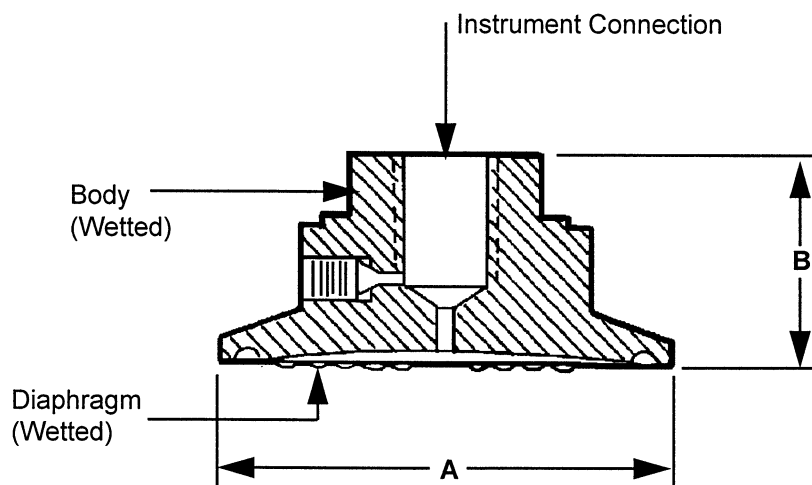
These models are designed to mount to a process with a sanitary clamp. The Tri-Clover Tri-Clamp Sanitary Seal (Figure 4) is available in 2-, 2-1/2-, 3-, and 4-inch sizes. Optional Cherry-Burrell "I" Line, APC Clamp, and Bevel Seat Sanitary Seals may be available.

Check the reference specifications for capillary length restrictions and typical transmitter and seal dimensions. The Sanitary Seal is 316 Stainless Steel.



22656

**Figure 3—**Differential Pressure Transmitter with Sanitary Quick-Connect Remote Seals.



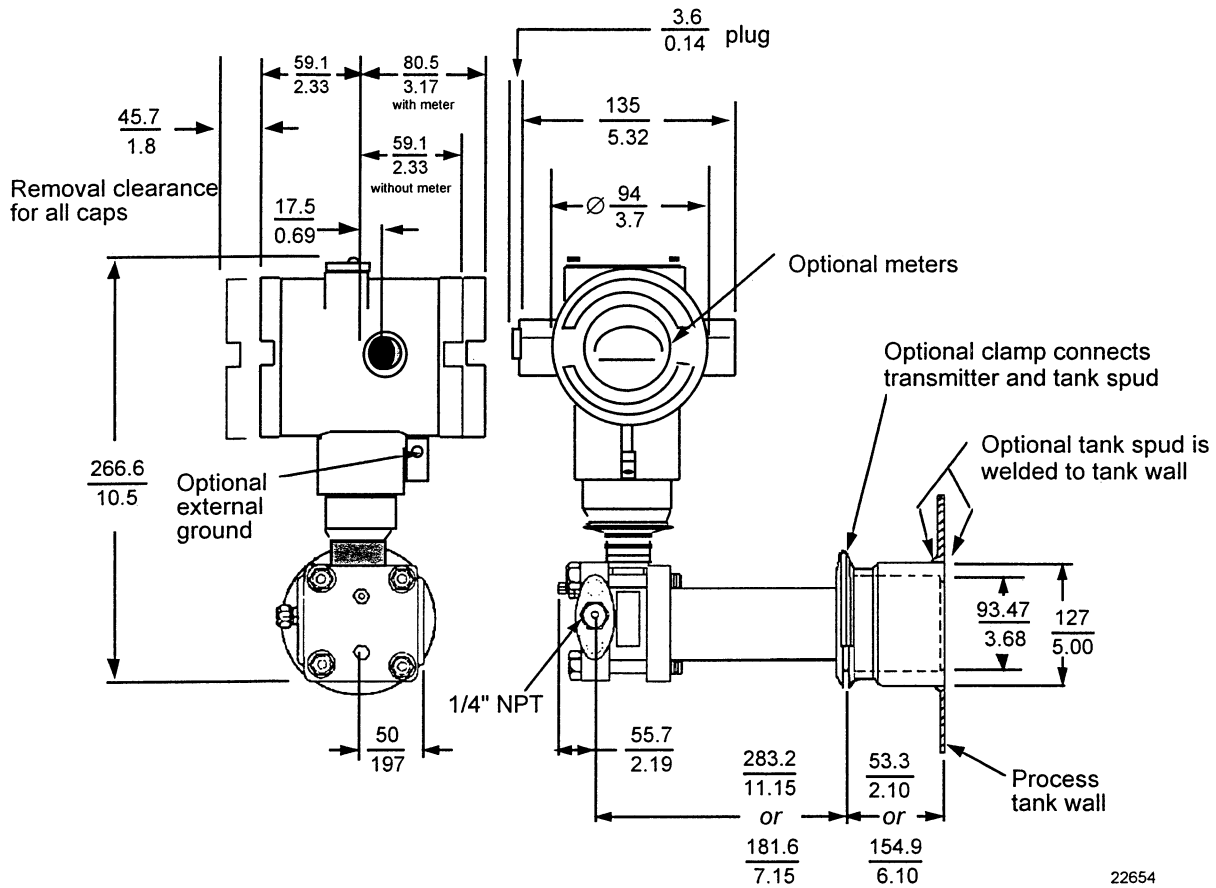
Reference Dimensions

Seal Size Inches (Millimeters)	Diaphragm Diameter Inches (Millimeters)	Dimension - Inches (Millimeters)	
		A	B
2 (50)	1.9 (48)	2.5 (63)	1.2 (30)
2.5 (63)	2.4 (61)	3.0 (76)	1.2 (30)
3 (76)	2.9 (73)	3.6 (91)	1.2 (30)
4 (101)	4.1 (104)	4.7 (119)	1.0 (25)

22652

**Figure 4**—Typical Tri-Clover Tri-Clamp Seal design and reference dimensions.

Reference  
Dimensions:  $\frac{\text{millimeters}}{\text{inches}}$



**Figure 5**—Typical mounting dimensions for Flange-Mounted Liquid Level Transmitter with sanitary flange for 4-inch diameter tank spud. For Reference Only.